



Registration Instructions

We are pleased to provide *Safe2Login*, a new security service to further reduce your risk of identity theft by adding a new layer of protection. *Safe2Login* works together with your KSCFCU PCU Online Banking process, safeguarding you against malicious emails, fraudulent websites, and identity theft. *Safe2Login* will use a browser cookie to identify you each time you log in. If your browser clears cookies, you may be required to revalidate your *Safe2Login* account. For more information related to managing cookies, select e-access>banking>updates within the KSCFCU.org website.

To register, click on the *Safe2Login* Safety Stamp where indicated. You will be asked to enter a username and password. Do not use your member number or PCU password. Create a new username and password for use with *Safe2Login* only. Follow the *Safe2Login* instructions listed below to complete the simple registration.

After the initial registration, when you use PCU Online Banking, you will be presented with the *Safe2Login* Safety Stamp containing the Safecode you provided during the simple registration process. By verifying that the information displayed is correct, you are assured that you are logging into the valid Kennedy Space Center Federal Credit Union Online banking site.

Important Note

Members who share an email address and use PCU to access different accounts will also share the *Safe2Login* Safecode selected during registration. Each individual accountholder would then be able to access their own PCU account as they always have in the past. If all users should choose not to share a Safecode, we suggest signing up for any of the numerous free email services available.

Safe2Login Instructions

1. Access the www.kscfcu.org website, and click on the PCU Online Banking Login.
2. The new Safe2Login Safety Stamp will appear as shown below:
 - A. Notice KSC Federal Credit Union and PCU Online Banking are identified on the Safety Stamp.

**Members Already Registered proceed to step 10.
New Users continue with step 3.**

3. Select the "Click Here" in the center of the Safe2Login Safety Stamp to start the registration process.



4. To register as a new user, select the New User box "Click Here to Register with Safe2Login".



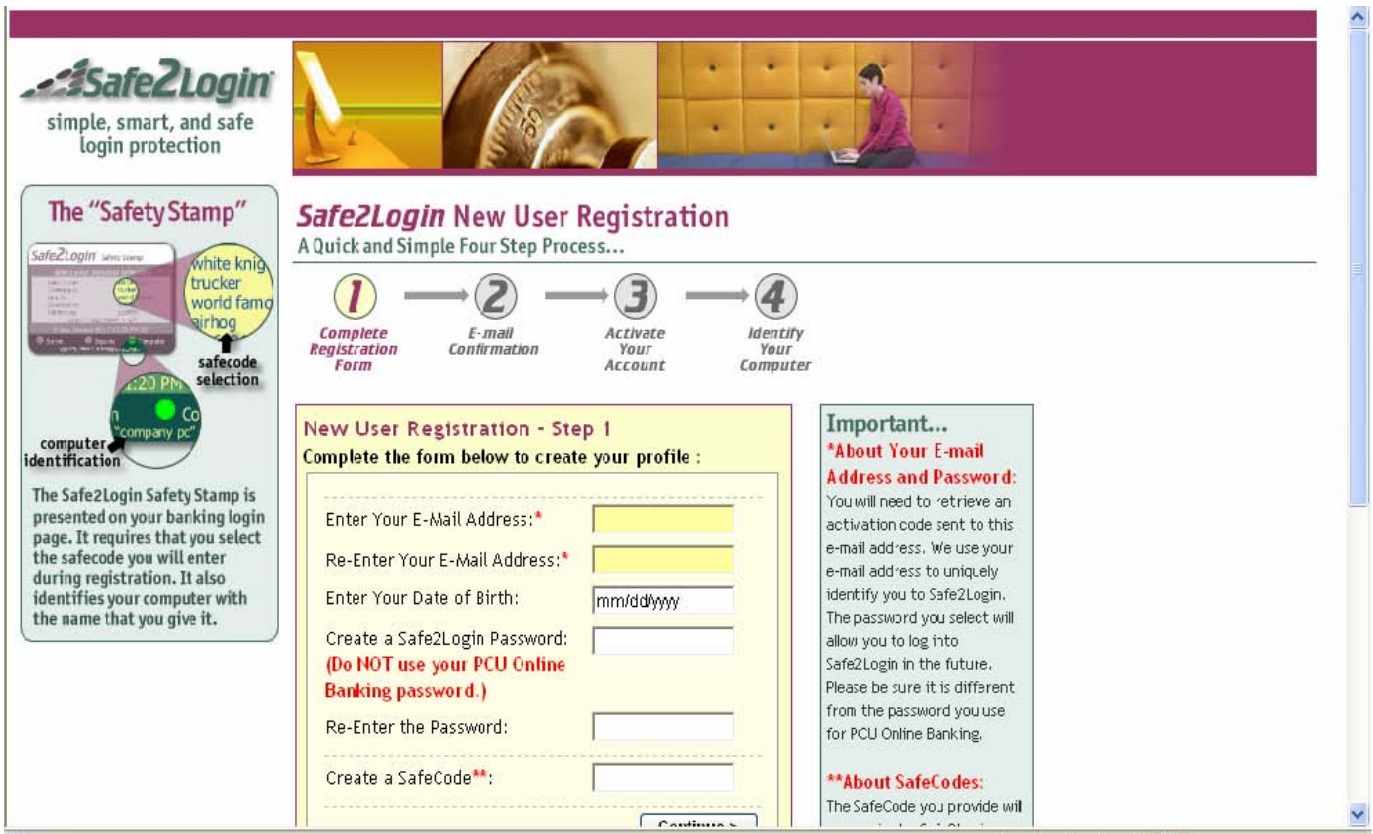
5. Complete the New User Registration form as shown below.

E-Mail Address: Use the email address where you would like to receive any correspondence from Safe2Login

Password----- Do not use your password for PCU - create a new password

SafeCode----- Create a code or word that you will always use as access to PCU Online Banking through the Safe2Login Safety Stamp

Note: A list of Safecodes will challenge you to select the correct Safecode before access into PCU Online Banking is granted. The Safecode you select should be easily recognized every time you log in to PCU in the future.



Safe2Login
simple, smart, and safe login protection

The "SafetyStamp"

white knig trucker world famo airhog
safecode selection
computer identification
"company pc"

The Safe2Login Safety Stamp is presented on your banking login page. It requires that you select the safecode you will enter during registration. It also identifies your computer with the name that you give it.

Safe2Login New User Registration
A Quick and Simple Four Step Process...

- 1 Complete Registration Form
- 2 E-mail Confirmation
- 3 Activate Your Account
- 4 Identify Your Computer

New User Registration - Step 1
Complete the form below to create your profile :

Enter Your E-Mail Address: *

Re-Enter Your E-Mail Address: *

Enter Your Date of Birth:

Create a Safe2Login Password:
(Do NOT use your PCU Online Banking password.)

Re-Enter the Password:

Create a SafeCode **:

Important...

***About Your E-mail Address and Password:**
You will need to retrieve an activation code sent to this e-mail address. We use your e-mail address to uniquely identify you to Safe2Login. The password you select will allow you to log into Safe2Login in the future. Please be sure it is different from the password you use for PCU Online Banking.

****About SafeCodes:**
The SafeCode you provide will

6. An email will be sent to you shortly with an activation code needed to proceed with your *Safe2Login* account registration. Upon receiving the activation code click continue.
- If you can not access your email at this time:**
- Close out of the registration and resume when you have received the activation code.
 - When you have received the activation code, go into Safe2login as an existing user to resume the registration process.



Safe2Login
simple, smart, and safe login protection

Safe2Login New User Registration
A Quick and Simple Four Step Process...

- 1 Complete Registration Form
- 2 E-mail Confirmation
- 3 Activate Your Account
- 4 Identify Your Computer

New User Registration - Step 2
An e-mail has just been sent to webmaster@ksccfu.org. This e-mail contains an activation code that is necessary to activate your Safe2Login account. You will need that code to proceed.

Once you have retrieved your activation code from the e-mail, click "continue".

Need Help?
The e-mail containing your activation code may have been sent from support@safe2login.com. If you do not have the e-mail activation code, [click here to request](#).

If the e-mail address is not your e-mail address, [click here](#) to change it and reenter the activation code.

7. Enter the activation code and press continue.

The screenshot shows the Safe2Login New User Registration page. At the top left is the Safe2Login logo with the tagline "simple, smart, and safe login protection". Below the logo is a navigation bar with three images: a hand holding a pen, a coin, and a person at a computer. The main heading is "Safe2Login New User Registration" followed by "A Quick and Simple Four Step Process...". A progress indicator shows four steps: 1. Complete Registration Form (checked), 2. E-mail Confirmation (checked), 3. Activate Your Account (highlighted in red), and 4. Identify Your Computer. The main content area is titled "New User Registration - Step 3" and contains the instruction: "Please enter the activation code that was e-mailed to you below." Below this is a text input field labeled "Activation Code:" and a "Continue >" button. To the right is a "Need Help?" section with a question mark icon. It contains text: "The e-mail containing your activation code was sent from Support@Safe2Login.com. If you do not have the e-mail activation code, [click here to resend.](#)" and "or ...". Below that, it says: "The activation code was sent to webmaster@kscfcu.org. If this is not your e-mail address, [click here](#) to change it and resend the activation code."

8. Identify the computer location you are registering from (i.e. Work PC, Home PC).
The computer name you provide will appear in the Safe2Login Safety Stamp on the PCU Login page.

The screenshot shows the Safe2Login New User Registration page, Step 4. The layout is similar to Step 3. The progress indicator now shows Step 3 as completed and Step 4, "Identify Your Computer", as the current step. The main content area is titled "New User Registration - Step 4 (almost done!)" and contains the instruction: "Please identify the computer you are using by giving it a unique name like 'home PC' or 'my laptop at work'." Below this is a text input field labeled "Identify Your Computer:" and a "Continue >" button. To the right is an "Important..." section with a question mark icon. It contains text: "The computer name you provide will appear in the Safe2Login Safety Stamp on the PCU Online Banking login page. This is your assurance that you are safe to proceed." At the bottom left is the L9.com logo and the text "an L9.com company". In the center is the copyright notice: "Copyright 2006 Safe2Login - Safe2Login, Safe2Login.com, and the Safe2Login logo are trademarks of Safe2Login and L9.com." At the bottom right is a "CONFIRMED" stamp that says "Safe2Login.com - L9.com" and "CLICK TO VERIFY" with a date and time: "Mar 27 2007 11:55:59".

9. Identify if your computer is a shared/public computer.

Safe2Login
simple, smart, and safe
login protection

Safe2Login New User Registration
A Quick and Simple Four Step Process...

Complete Registration Form → E-mail Confirmation → Activate Your Account → Identify Your Computer

Identify Your Computer - Continued

You have successfully identified your computer as **work pc 2**.

Is this a shared/public computer? Yes No

To better protect your identity when using a public computer, always select Yes above.

[Back to PCU Online Banking](#)

Important...
Your Safe2Login Registration is now complete. Once you return to PCU Online Banking, you will be presented with your personalized Safe2Login Safety Stamp.

CONFIRMED
SECURITY MESSAGE

Once you have successfully Identified your computer and completed your Safe2Login Registration, click "Back to PCU Online Banking".

10. After the initial registration is successfully completed, each time you sign on to PCU Online Banking the *Safe2Login* Safety Stamp will be displayed.

The *Safe2Login* Safety Stamp will display the following information:

KSC Federal Credit Union and PCU Online Banking

The computer name identity you provided during registration

Three green lights should be illuminated along the bottom of the stamp

1. Server - To indicate the server recognizes your computer's identity
2. Session - Your computer verification; verifying the session cookie
3. Session verification

Locate your personal Safecode listed in the stamp and click on the code to proceed with your PCU sign in.

Safe2Login **Safety Stamp**
Thu, Apr 12, 9:40:42 AM

Kennedy Space Center FCU

Select your personal safecode:

watertravel	55653499	teacloth
smallmouth	jeffish	helixnano
misbehave	rivershad	airships
falsify	dominate	spacecraft
47o50f74m	3282469	witchott

Click [HERE](#) if your safecode is not listed.

● Server: PCU Online Banking ● Session: ● Computer: donna's home


Identifies KSCFCU Valid Online Banking

Identifies PCU Online Banking for KSCFCU

Your Computer's identity is displayed.

Once All security tests are passed, the screen below will appear to allow login to PCU Online Banking. Our User ID will be your share account number and the PCU password you would have selected.

Security tests passed and you are ready to Login.



New KSCFCU Homebanking Login Screen

Safe2Login **Safety Stamp**
Fri, Oct 12, 4:22:10 PM

KSC Federal Credit Union

All security tests passed.
You are...

Safe2Login
to your account


● Server: PCU Online Banking ● Session: ● Computer: work pc

Login to PCU Online Banking
User ID = Savings Account #

User ID:

Password:

[Forgot your password?](#)
[Sign Up Now!](#)



Log Off Safe2Login | Manage Your Safe2Login Profile